

# POP 'N' WORK

## PORTABLE POP-UP SHELTERS

### SET UP INSTRUCTIONS




1. LIFT ROOF STRUT.  
UNCOVER FIBERGLASS RODS.



2. GRAB RODS CONNECTED TO  
ROOF STRUTS-RAISE AND SPREAD.



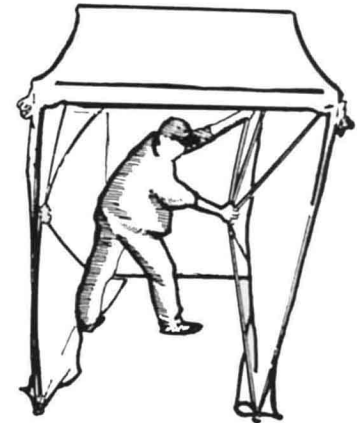
3. RAISE HIGH ENOUGH FOR  
BOTTOM RODS TO SPREAD OUT  
TENT SIDE.



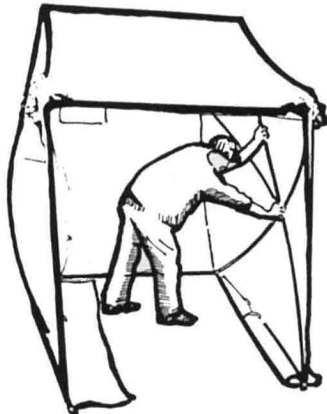
4. HOLD UPPER ROD WITH ONE  
HAND-PUSH DISC OUT AND  
DOWN WITH OTHER HAND.



5. GRAB RODS CONNECTED TO ROOF  
STRUTS-RAISE AND SPREAD.



6. SPREAD LOWER LEGS  
PUSH OUT AND DOWN



7. POP OUT SIDE

**cTs**  
CREATIVE TENT SOLUTIONS, Inc.

1505 Racine Street  
P.O. Box 904  
Delavan, WI 53115  
email: [ctstents@sbcglobal.net](mailto:ctstents@sbcglobal.net)

PH 262-728-2686  
FAX 262-728-5999