

POP 'N' WORK


POPOP SHELTERS FOR BAD WEATHER AND SUN PROTECTION



CANOPY/CABINET TENT

A FLEXIBLE SHELTER ADAPTABLE TO A WIDE RANGE OF WORKSITES AND WEATHER CONDITIONS.

THUMBSCREW FASTENER



QUICK AND SIMPLE SETUP

- JUST POP OUT THE ROOF FRAME AND FLIP THE LOCKING LEVER.
- EACH LEG CAN BE EASILY ADJUSTED FOR UNEVEN TERRAIN.
- IN WINDY CONDITIONS, TIE-DOWNS ARE NECESSARY. TWO ADJUSTABLE STRAPS WITH HOOKS AND TWO WITH SUCTION CUPS ARE INCLUDED.



SUCTION CUP WITH ADJUSTABLE STRAP.

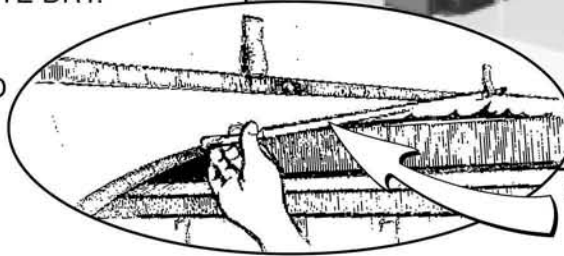



REMOVABLE WALLS

- TWO WALL SECTIONS CAN BE CONNECTED TO THE CANOPY TOP WITH VELCRO AND SNAP FASTENERS.
- THE WALLS HAVE TWO ZIPPER DOORS, TWO WINDOWS AND A VENT PORT.
- ATTACHED WALLS CAN ALSO BE ROLLED UP WHEN THE TENT IS FOLDED FOR STORAGE.

CONNECTING CANOPIES

- TWO OR MORE CANOPIES CAN BE CONNECTED TO COVER LARGE CABINETS OR OTHER WORK SITES.
- A DRAINAGE CHANNEL CONNECTING THE CANOPY COVERS KEEPS WORKERS AND WORKSITE DRY.
- THE ATTACHED WALL SECTIONS CAN BE USED TO ENCLOSE TWO OR MORE CANOPIES.



SUPPORT ROD TO CONNECT DRAINAGE CHANNEL.



OTHER KEY FEATURES

- STURDY CONSTRUCTION WITH HEAVY DUTY MATERIALS.
- TO MINIMIZE COLOR DISTORTION, GREY OR DARK BLUE TOPS WITH WHITE WALLS ARE STANDARD. DARK BLUE ALSO IMPROVES READABILITY ON ELECTRONIC DISPLAYS.
- SIX STANDARD SIZES. EACH WITH 8' MAXIMUM HEIGHT. CUSTOM SIZES CAN BE ORDERED.

4' X 4'	8' X 8'	10' X 10'
6' X 6'	10' X 8'	12' X 10'

SUNBRELLA CANOPY

- A 5' X 5' SQUARE UMBRELLA WITH FOUR LEGS.
- JUST POP OUT THE ROOF FRAME, AND IT'S READY TO USE.
- DOES NOT OBSTRUCT THE WORK AREA.
- WITH A CENTER POLE UMBRELLA, TIME IS LOST SECURING THE POLE OR SETTING UP A STAND.



cTs

CREATIVE TENT SOLUTIONS, Inc.

1505 Racine Street • P.O. Box 904
Delavan, WI 53115
262-728-2686 • Fax: 262-728-5999
email: ctstents@sbcglobal.net

WWW.POPNWORK.COM