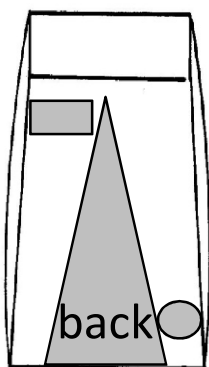

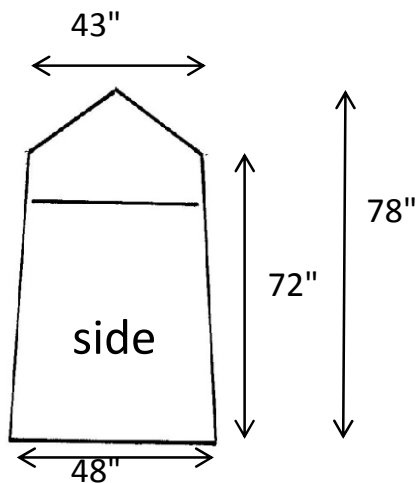


POPnWORK GS4423 spec sheet



GS4423 DISCRIPTION

TWO DOOR TENT WITH A FULL WIDTH ZIPPER ROLLUP DOOR ON THE FRONT AND A SINGLE ZIPPER 'A' SHAPE DOOR, A 9" X 16" VENT WINDOW AND A 10" BLOWER PORT IN THE BACK. 4' X 4' FOOTPRINT.

FRAME

COLD ROLLED STEEL HINGES
18 GAUGE GALVANIZED TUBING FOR THE ROOF AND GROUND STRUTS

FIBERGLASS ROD TENSION FRAME
70% GLASS CONTENT

COVER

URETHANE COATED POLYESTER FABRIC
FLAME RETARDANT - CPAI-84
ANSI SAFETY GREEN SIDEWALLS
UV TREATED
WATER REPELLENT COATING
300 DENIER POLYESTER SIDEWALLS
250 DENIER DOORS, BACK AND ROOF

ADDITIONAL FEATURES

14' WINDLINES ON EACH SIDE OF THE TENT
12" GROUND FLAPS ON THE SIDES

CTs

CREATIVE TENT SOLUTIONS INC



PO BOX 904 1505 RACINE ST DELAVAN, WI 53115

P 262 728 2686

F 262 728 2686

ctstents@sbcglobal.net